

Rocket[®] Servergraph[®]

Improve backup efficiency and simplify data protection

Backup environments everywhere are getting more complicated, and businesses are demanding more from their backups than ever before. Service level expectations are also increasing and the amount of data being created is growing—yet IT budgets are shrinking. IT departments need a strategy to handle these challenges. Just as important, they need tools to help expand insight into the entire environment, including automating backup and reporting processes.

Rocket[®] Servergraph[®] makes it easy to understand what's happening across complex, multi-vendor backup environments. It proactively monitors and reports on the entire environment, providing a real-time, comprehensive view that helps IT staff better manage data protection processes, cost, and risks. Servergraph also simplifies audit preparation and compliance reporting while enabling custom reporting by business unit, geography, application and more.

Product benefit list

- Save time and money by analyzing backup processes and recovering storage space
- Isolate and resolve issues before they affect performance with a single view
- Deliver the right information to the right people by configuring automated dashboards by business group, geography, application, and more
- Simplify audit preparation and ensure compliance with regulatory requirements and internal SLAs

Save time and money by analyzing backup processes

IT teams can get more out of their existing infrastructure by using Servergraph to identify redundant backups and stale data. Servergraph helps teams spot clients that are using up precious storage space or processing cycles that would be better allocated elsewhere. Teams can do a “health check” in minutes, looking back at extensive history and detail reports and taking steps to eradicate these “resource hogs” by leveraging incremental backups, improving deduplication processes, or reducing the number of backups retained. This process frees up storage capacity and processing cycles, and preserves budget by reducing the need for additional storage hardware while enabling organizations to achieve higher backup performance with existing staff. By helping automate these tasks and processes, Servergraph reduces analysis time from hours to minutes.

Gain a single view into complex backup environments

With Servergraph, teams gain the insight they need to identify potential problems before service is affected. They can make smart decisions more quickly, and meet service-level agreements more easily.

Servergraph proactively monitors the entire backup environment, regardless of the number of backup technologies in use. Automated dashboards and reports make it easy to manage data protection processes, costs, and risks. A centralized view of what’s happening across your entire backup environment provides comprehensive real-time, in-depth views across geographies and time zones.

Historical graphs help IT spot trends and make more informed decisions. When problems arise, Servergraph generates, prioritizes, and issues real-time alerts to staff so they can address situations before they disrupt business or jeopardize compliance. Team members can get out of reactive mode and reallocate their time to more strategic initiatives.

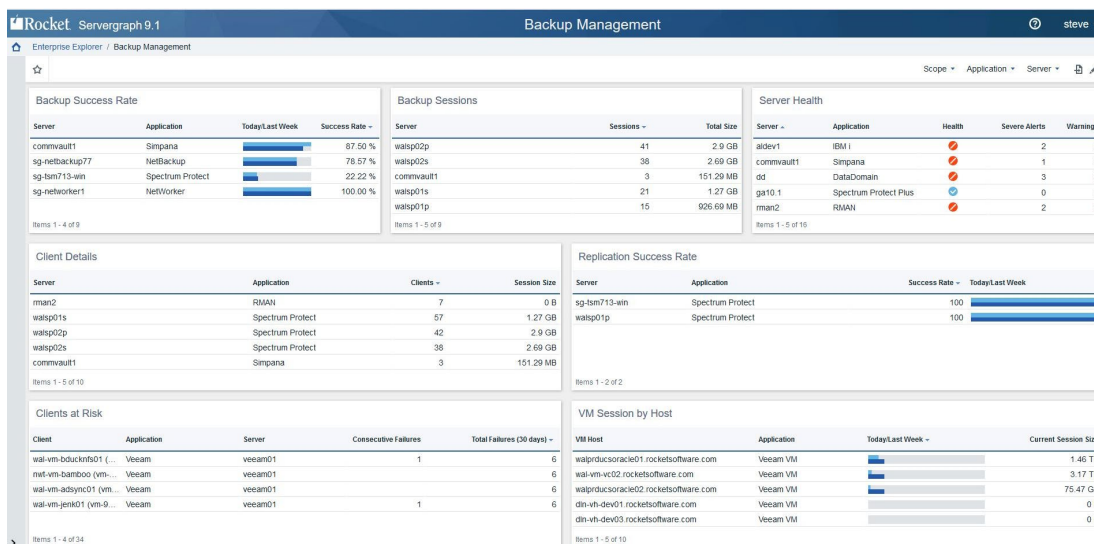


Figure 1: Servergraph backup management dashboard



Simplify audits and compliance with corporate policies and regulatory requirements

Enterprise backup environments can include multiple tool sets, schedulers, and storage environments from different vendors. Meeting governance and compliance requirements can be difficult, and many companies struggle to produce meaningful end-to-end backup reporting.

Servergraph provides all the tools and transparency that most companies need to satisfy auditors and adhere to corporate SLAs. It lets IT teams generate custom reports to address specific governance and compliance needs. A complete audit trail of all backup activities and processes—readily presentable when needed—simplifies documentation and reporting, freeing IT staff to focus on running the business.



Figure 2: Servergraph supports all popular backup technologies

“

We have been using Servergraph daily and I believe that it has saved me untold hours of troubleshooting and monitoring, and my supervisors can see that.

”

Mike Burke, System Administrator, Monroe County, NY USA



Visibility into all backup platforms from a single view helps you manage complex backup environments and use resources more efficiently. You can view backup performance by application, server, size of backup, and virtual tape library. Expand any report for a full-page view.

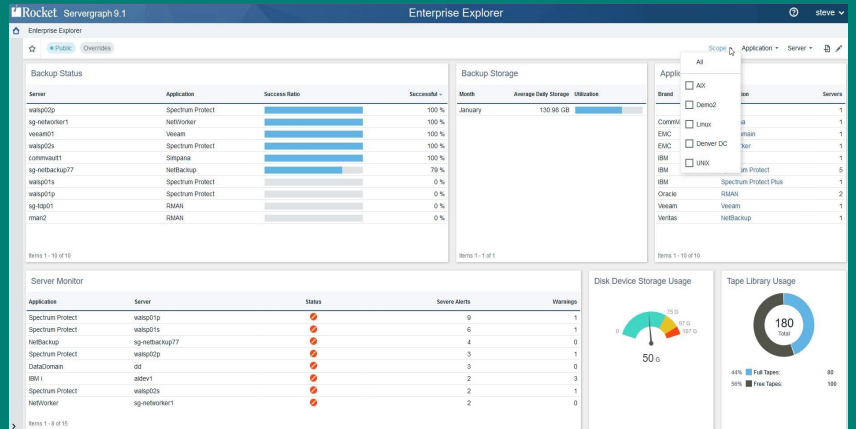


Figure 3: Gain visibility into the entire backup environment

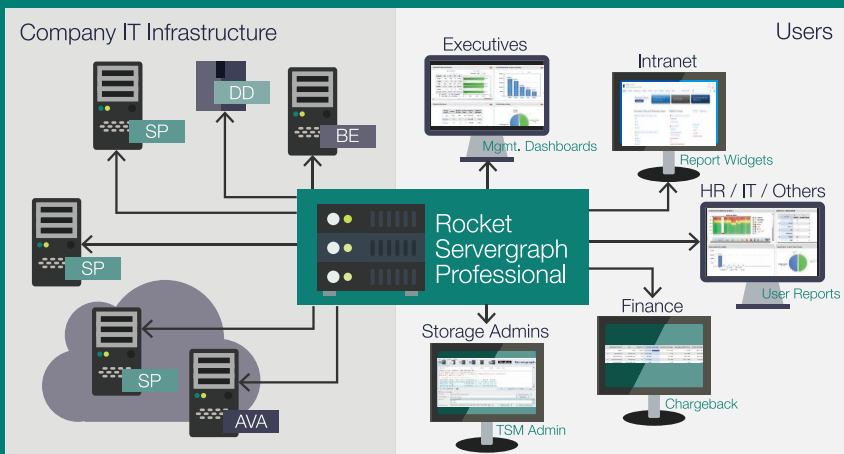


Figure 4: Dashboards for multiple audiences

Servergraph offers custom dashboards for different users, including IT managers, administrators, administrative end users, and business managers in finance, DevOps, HR, and more. Customized reports make it easy for users to see whether the backup environment is maintaining data integrity.

Visibility into all backup platforms from a single view helps you manage complex backup environments and use resources more efficiently. You can view backup performance by application, server, size of backup, and virtual tape library. Expand any report for a full-page view.

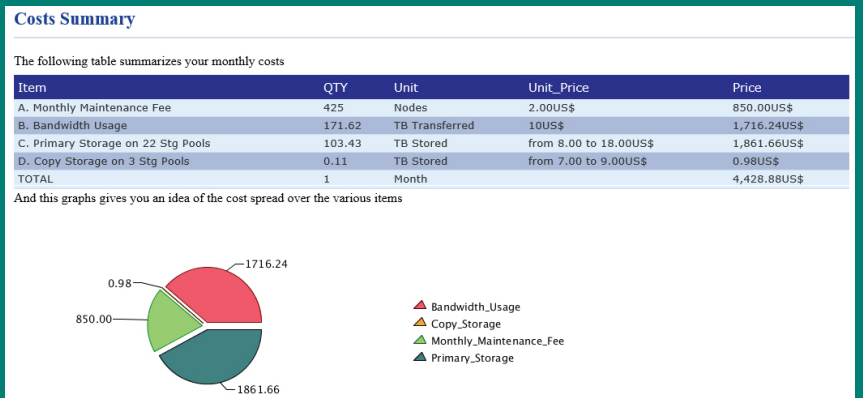


Figure 5: Automated billing with chargeback



Tech Specs

Server specification

- CentOS 6
- Red Hat Enterprise Linux 6 (64-bit), 7 (64-bit)
- SELinux supported
- SUSE Linux Enterprise Server 12

Client specification

- Google Chrome 17 or later
- Microsoft Edge
- Mozilla Firefox 3.5 or later
- RE plug-in (for admin consoles)

Enterprise integration points

- BMC Control-M
- CA Autosys
- IBM Tivoli Event Console (TEC)
- IBM Tivoli Netcool/OMNIBus
- IBM Workload Scheduler
- LDAP / Microsoft Active Directory
- Integrates with SNMP-enabled applications, including ticketing tools such as Remedy, and enterprise monitoring applications such as HP OpenView

Supported software and appliances

- Commvault Simpana
- EMC Data Domain, Avamar, Isilon,
- Hitachi Protection Platform
- IBM FastBack IBM Spectrum Scale (GPFS)
- IBM i System and BRMS
- IBM ProtecTIER
- IBM Spectrum Archive (LTFS)
- IBM Spectrum Protect (TSM)
- IBM Spectrum Protect Snapshot (FCM)
- IBM Spectrum Scale (GPFS)
- IBM TS3310/TS3500/TS4500/ TSLM
- Microsoft DPM and SQL Server
- Oracle RMAN
- Quantum DXi
- Rocket® iCluster
- Veeam
- Veritas NetBackup and Backup Exec
- VMware Hypervisor and Hyper-V Hypervisor